



Indiana
Department
of
Health

HEALTH FIRST INDIANA, SCHOOL HEALTH LIAISONS, AND YOU

PAM PONTONES, MA

DEPUTY COMMISSIONER OF LOCAL HEALTH SERVICES

LORRIE RAMSEY, MS, BSN, RN, BC

CHIEF NURSE CONSULTANT, SCHOOL HEALTH

June 5, 2024

OUR MISSION:

To promote, protect, and improve the health and safety of all Hoosiers.

OUR VISION:

Every Hoosier reaches optimal health regardless of where they live, learn, work, or play.



How Indiana Ranks Nationally

How Indiana Ranks in the Nation

Affordability	6 th
Opportunity	7 th
Pre-K through 12 th grade	9 th
Growth of the economy	19 th
Public safety	25 th

Source: U.S. News and World Report, 2021

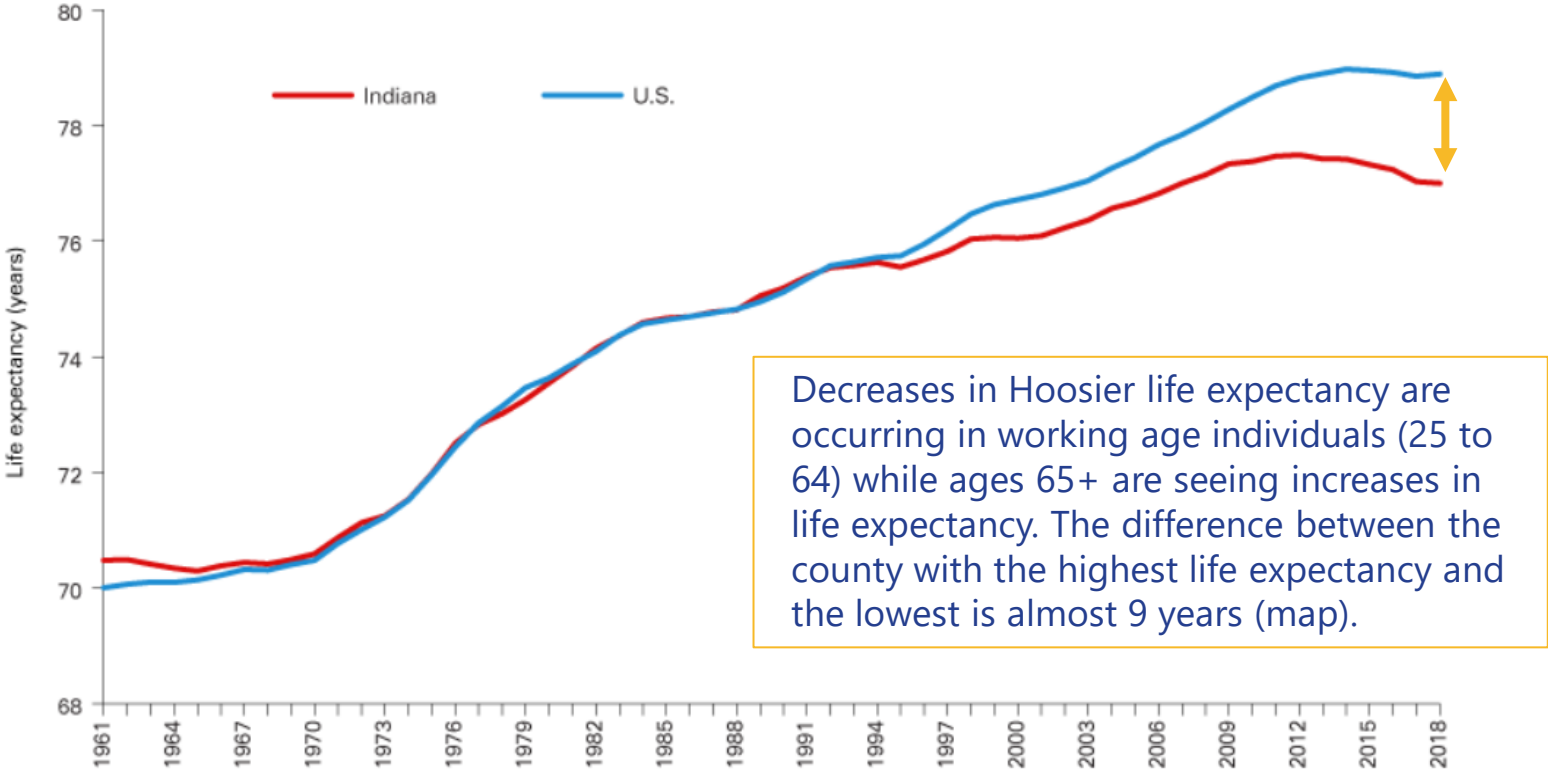


Smoking and tobacco use	45 th
Obesity	46 th
Mental Health	43 rd
Childhood Immunizations (by age 35 months)	41 st
Public Health Funding	45 th

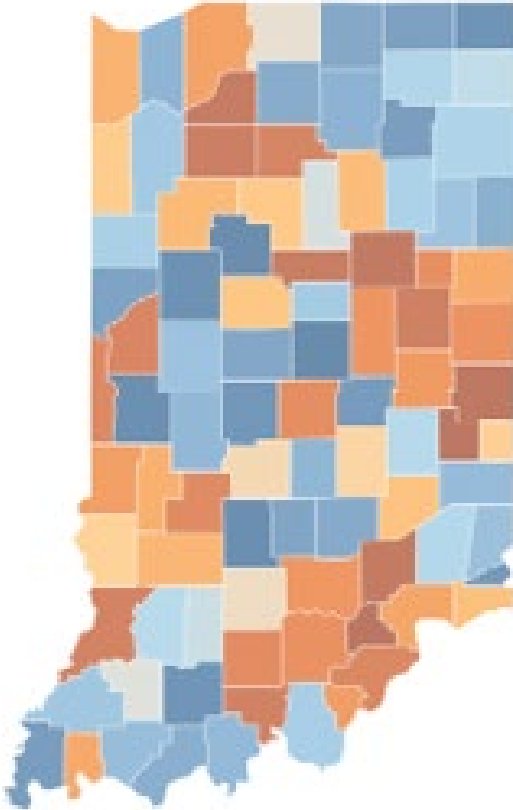
Source: America's Health Rankings 2021

Life Expectancy in Indiana

Figure 1: Life expectancy at birth, three-year moving average



Decreases in Hoosier life expectancy are occurring in working age individuals (25 to 64) while ages 65+ are seeing increases in life expectancy. The difference between the county with the highest life expectancy and the lowest is almost 9 years (map).



Source: United States Mortality Database. University of California, Berkeley (USA). Available at usa.mortality.org (data downloaded on 5/10/2021).

A state investment in local public health



Your Community Info

Health First Indiana



Indiana
Department
of
Health

Future of Public Health

- Now in implementation phase – Health First Indiana
- Historic, FIRST-of-its-kind investment in public health
- Investment in prevention leads to healthier communities and workforce, which attracts businesses and benefits economy
- Convenes local elected officials, public health, clinical health and community partners
- Partnerships allow communities to organize care, reduce duplication of services, be more efficient
- Benefits rural communities that often have fewer resources
- Allows counties to create innovative solutions tailored to address local health needs



Good news!

May 22, 2024

Gov. Holcomb announces all 92 Indiana counties opt in for second year of historic public health initiative



Core Services

At least 60% of HFI funding must be spent on these core services



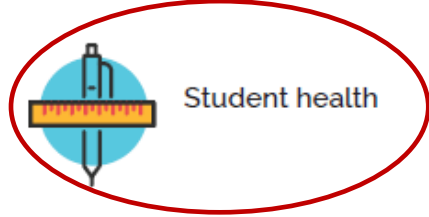
Infectious disease prevention and control



Vital records



Tobacco and Vaping Prevention and Cessation



Student health



Fatality review (child, suicide, overdose)



Maternal and child health



Testing/counseling for HIV, HCV, STI



TB prevention and case management



Emergency preparedness



Chronic disease prevention and reduction



Childhood lead screenings and case management



Referrals to clinical care



Trauma and injury prevention and education



Child and adult immunizations

Core Services

No more than 40% of funding may be spent on these core services



Food protection



Pest/vector control and abatement



Public/semipublic pool inspection and testing



Residential onsite sewage system permitting and inspections



Orders for decontamination of property used to illegally manufacture controlled substances



Sanitary inspection and surveys of public buildings



Sanitary operation of tattoo parlors and body piercing facilities



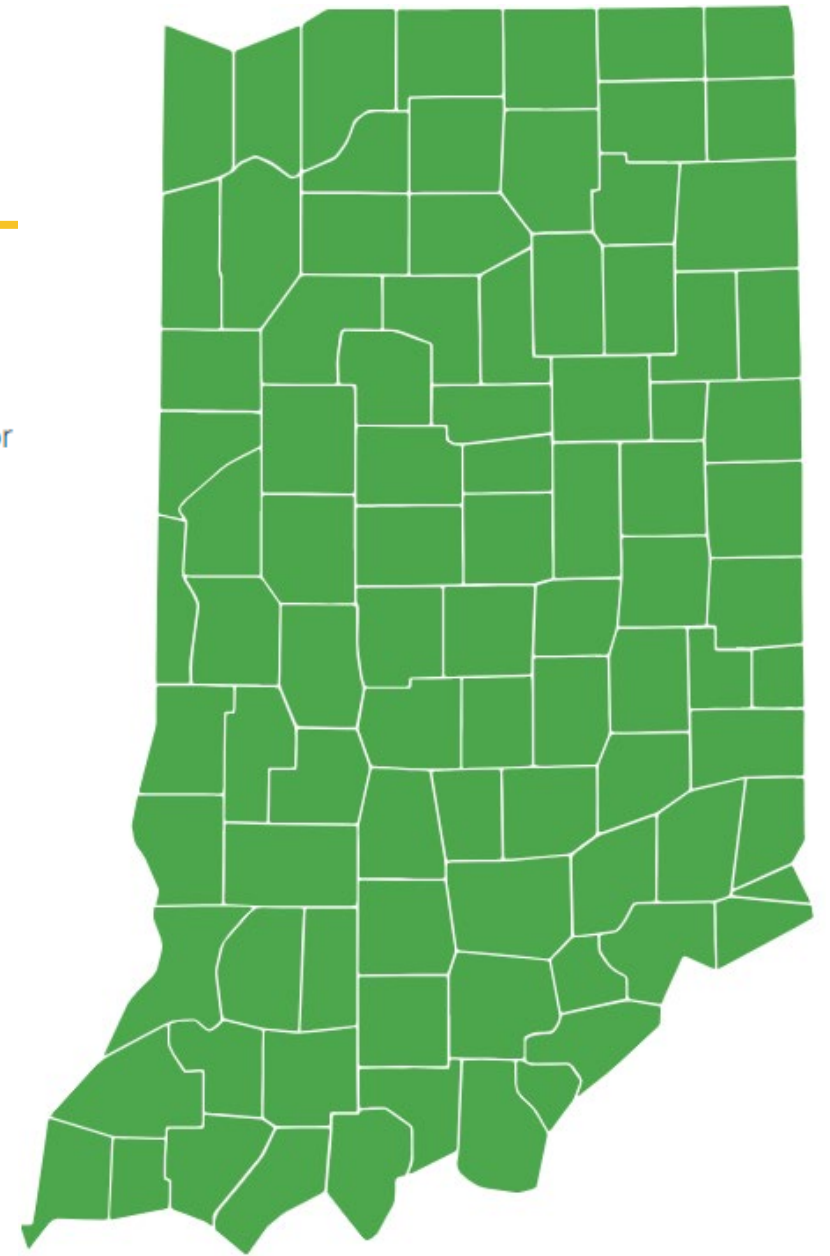
Sanitary operation of facilities where eyelash extensions are performed

HFI Website

Health First Indiana in Your Community

This interactive map shows in green the counties that have opted-in to receive Health First Indiana funding for 2025. Click on a county for details about how Health First Indiana is at work in your community. You'll see your county's funding information, budget, current programs and priorities.

Local officials will decide every year whether to accept Health First Indiana funding for a range of core public health services from maternal and child health to food inspections. Investing in public health helps promote economic security and prosperity by improving health outcomes.



Healthfirstindiana.in.gov

HFI in Your Community

Henry County

OPTED IN FOR 2024: \$552,169.32

2023: \$58,132.84 (Legacy amount from Local Health Maintenance fund/Trust)

2024: \$552,169.32 [2024 Henry County Budget](#)

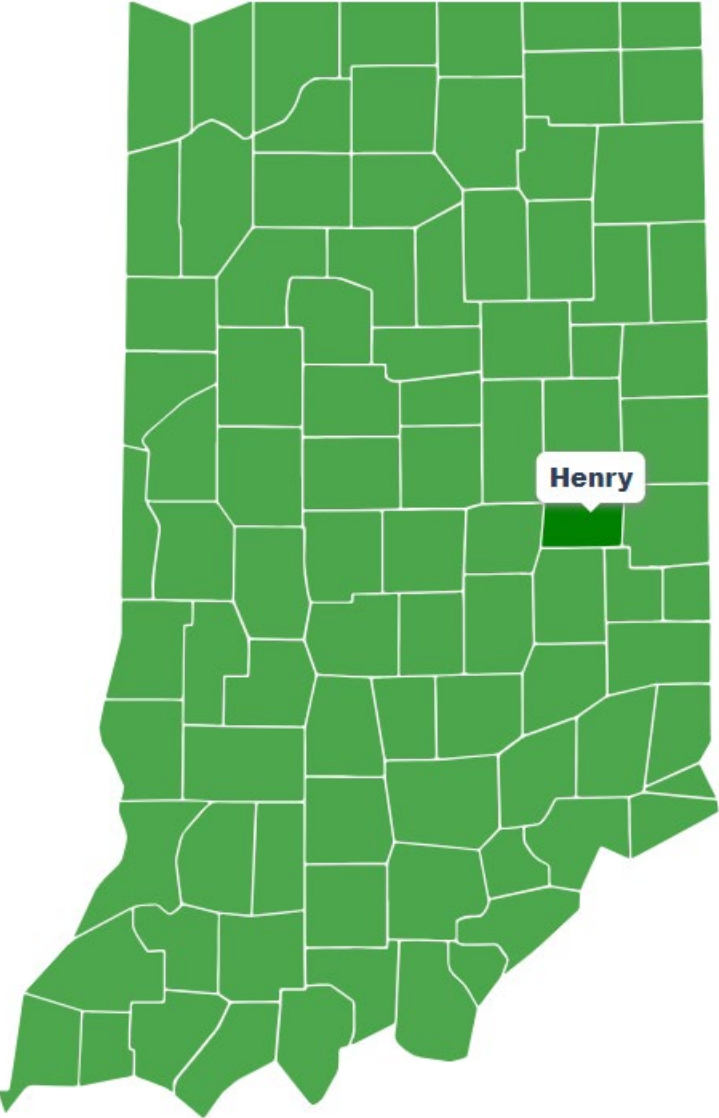
County Match: Average of county tax levy-related funds distributed to the LHD in the preceding three years (2021, 2022, 2023).

2025 (Opt In): \$1,063,879.50

County Match: Minimum: \$238,455.75

[County Health Scorecard](#)

■ Counties that have opted-in to the Health First Indiana initiative for 2025.





Indiana County Health Scorecard

The dashboard below displays county level data, select a topic from the Drop Down menu to change the dashboard views.

Topic: Children < 3 Years Old Completing Recommended Vaccine Series

Indiana Statewide Children < 3 Years Old Completing Recommended Vaccine Series

57.7%

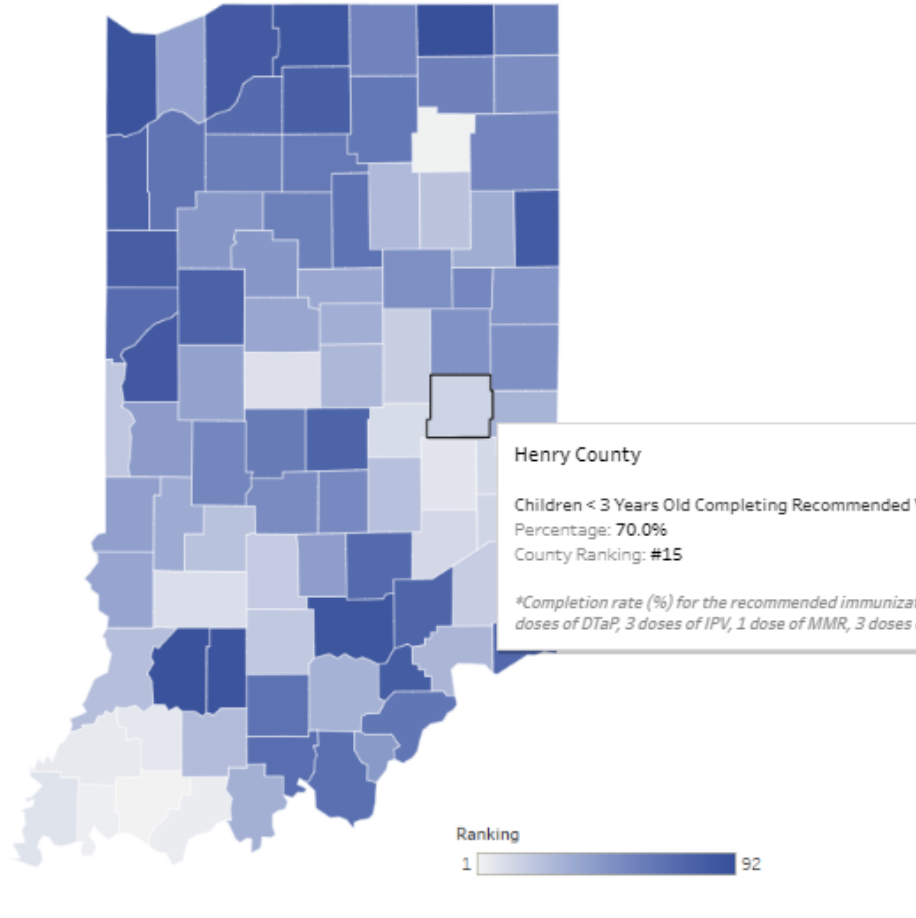
Top and Bottom 5 Counties

Warrick	#1
Whitley	#2
Vanderburgh	#3
Spencer	#4
Gibson	#5
Jackson	#88
Martin	#89
Lake	#90
Daviess	#91
LaGrange	#92

Definition

Children < 3 Years Old Completing Recommended Vaccine Series Definition: Completion rate (%) for the recommended immunization series (4-3-1-3-3-1-4) for children aged 19-35 months. This includes 4 doses of DTaP, 3 doses of IPV, 1 dose of MMR, 3 doses of Hib, 3 doses of Hep B, 1 dose of varicella, and 4 doses of PCV. (2022)
Year(s) of data used: 2022

Children < 3 Years Old Completing Recommended Vaccine Series in Indiana (2022)



County	County Rate	Ranking	County	County Rate	Ranking
Warrick	76.8%	#1	Jay	60.1%	#47
Whitley	75.1%	#2	Delaware	60.1%	#48
Vanderburgh	73.9%	#3	Randolph	60%	#49
Spencer	73.6%	#4	Grant	59.9%	#50
Gibson	72.7%	#5	Dekalb	59.6%	#51
Pike	72.2%	#6	Morgan	59.3%	#52
Rush	71.7%	#7	Johnson	59.0%	#53
Posey	71.6%	#8	Blackford	58.6%	#54
Boone	71.2%	#9	Putnam	58.3%	#55
Greene	70.8%	#10	Allen	58.2%	#56
Hancock	70.8%	#11	Elkhart	58.2%	#57
Fayette	70.5%	#12	Noble	57.6%	#58
Decatur	70.4%	#13	Cass	57.2%	#59
Franklin	70.0%	#14	Pulaski	56.9%	#60
Henry	69.9%	#15	Steuben	56.6%	#61
Union	69.4%	#16	Hendricks	56.1%	#62
Madison	69.2%	#17	Fulton	55.8%	#63
Ripley	68.8%	#18	Kosciusko	55.7%	#64
Monroe	68.7%	#19	Clark	55.5%	#65
Lawrence	68.7%	#20	Jasper	55.4%	#66
Vermillion	68.7%	#21	Miami	55.1%	#67
Huntington	68.5%	#22	Orange	54.5%	#68
Wells	66.6%	#34	Madison	54.5%	#69
Clay	66.0%	#35	Madison	54.3%	#70
Howard	65%	#36	Madison	54.2%	#71
Clinton	64.3%	#37	Madison	54.2%	#72
Sullivan	63.9%	#38	Madison	53.7%	#73
Montgomery	63.4%	#39	Madison	53.4%	#74
Porter	63.3%	#40	Madison	53.2%	#75
Vigo	63.0%	#41	Madison	52.9%	#76
Brown	62.6%	#42	Madison	52.6%	#77
Parke	62.2%	#43	Madison	51.9%	#78
Floyd	61.5%	#44	Madison	50.7%	#79
Carroll	60.3%	#45	Madison	50.7%	#80
White	60.2%	#46	Marshall	50.6%	#81
			Benton	50.4%	#82
			Scott	50.3%	#83
			Adams	50.2%	#84
			LaPorte	49.2%	#85
			Fountain	49.1%	#86
			Ohio	49.1%	#86
			St. Joseph	48.8%	#87
			Jackson	46.4%	#88
			Martin	45.6%	#89
			Lake	42.5%	#90
			Daviess	37.7%	#91
			LaGrange	34.6%	#92



Indiana County Health Scorecard

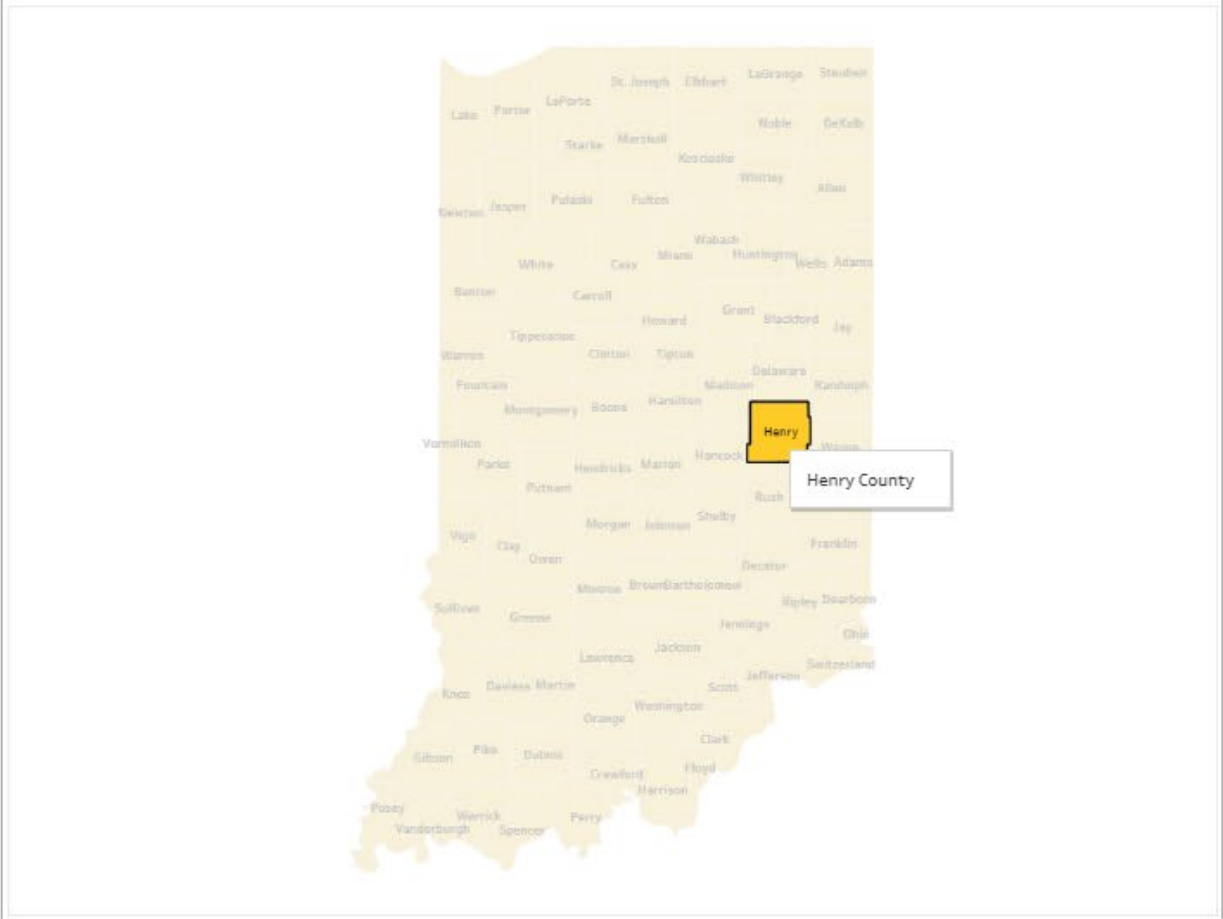
County At-A-Glance

The dashboard below displays county-level data for all topics. Choose a county from the map to change the data shown.

County	Topic	Indiana Rate	County Rate	Rank
Henry	Adult Obesity	35%	37%	#58
	Children < 3 Years Old Completing Recommended Vaccine Series	57.7%	69.9%	#15
	Infant Mortality Rate	6.8	5.59	#22
	Life Expectancy	76.5	75.2	#69
	Smoking Rate	21.0%	25%	#67
	Suicide Rate	17.2	19.4	#68
	Years of Potential Life Lost Due to Injury (Age-Adjusted)	2527.14	2266.5	#49

County Selection

Select a county to filter whole page. Click outside the map to return.





Key Performance Indicators



Indiana
Department
of
Health

KPI: Trauma & Injury Prevention

In Indiana, preventable injuries account for the leading cause of death in individuals aged 1-44 years, notably poisonings and motor vehicle crashes. Identifying a leading cause of injury allows effective planning and prevention of those injuries and potential deaths.

KPI: Number of counties that identified a leading cause of injury and/or harm in their community and implemented a comprehensive, evidence-based program or activity for prevention

In 2022, there were approx. 194,681 ED visits in Indiana due to falls.

Based on national hospital cost estimates, preventing 9,500 – 45,000 falls could reduce health care costs between \$94-442 million annually.

KPI: Access to & Linkage to Clinical Care

Some communities, such as those in rural areas, often face higher rates of chronic disease and limited access to health care. Access to public health services in all counties will enhance the health and well-being of all Hoosiers, reduce disease, and improve health outcomes.

KPI: Number of local health departments engaging with the local and state health delivery system to address gaps and barriers to health services and connect the population to needed health and social services that support the whole person, including preventive and mental health services

In 2022, there were **10,332 ED visits due to strokes in Indiana.**

The estimated healthcare cost for a stroke patient is **\$71,000 to \$140,000.**

That could amount to approx. **\$734 million to \$1.44 billion in healthcare costs annually.**

KPI: Obesity & Chronic Disease Prevention

Indiana ranks 12th highest in the U.S. for adult obesity, with 2/3 of adults being overweight or obese. In Indiana, 1/3 of children are overweight or obese. Obesity is a common risk factor for many chronic diseases, including heart disease, cancer, and diabetes. A key step in addressing chronic disease and obesity prevention is building and maintaining a healthy community coalition that represents the whole community.

KPI: Number of counties that through a healthy community coalition have a comprehensive, evidence-based program to address obesity and obesity-related disease prevention

Examples:

- Lake County – plans to partner with Purdue Extension to educate & supply 150 participants healthy food choices & preparation, provide training and support materials to 150 individuals concerning heart health & managing diabetes.
- Vigo County – Partnering with the parks department to fund installation of Griffin Bike Park to address physical activity/obesity
- Tipton County - Planning to partner with an online provider to offer virtual exercise classes

KPI: Maternal & Child Health

Infant mortality is the death of an infant before the first birthday: in 2023, Indiana's preliminary infant mortality rate was 6.5 deaths per 1,000 live births. Understanding causes of child mortality helps drive education and action to prevent these deaths.

KPI: Number of counties that identified an opportunity to improve birth outcomes and implemented an evidence-based or promising program or activity to improve birth outcomes

KPI: Number of counties with documented processes to refer families to needed services including contraceptive care, WIC, home visiting, prenatal care, substance use disorder treatment, and insurance navigation

Example:

- Clark County – plans to partner with two FQHCs so they can expand prenatal services after one OB-GYN practice closed this year.
- Boone County – sub-awarding work related to MCH and substance use disorder
- Hancock County – Partnering with Healthy Families

Success Stories: Warren County

Warren County Health Department (WCHD) formed a chronic disease coalition with local partners to address public health challenges in their community. A three-month survey was conducted from November 2023-January 2024 to identify priorities for youth, families and older adults. The survey was completed by over 400 Warren County residents. Topics like mental health, substance use, social cohesion and transportation barriers were mentioned by all three age groups.

Purdue Extension assisted with data analysis. Once survey results were analyzed, WCHD invited partners to participate in the coalition. Ascension St. Vincent, Mental Health America, Valley Oaks Health and local school counselors are engaged in the monthly meetings.

The needs assessment will guide the coalition as they approach identified challenges. For example, the coalition will host a youth summit in September to provide outreach to at-risk youth in the community. Throughout the year, the coalition will continue addressing priority health concerns in Warren County.



WARREN COUNTY COMMUNITY MEMBERS YOUR VOICE MATTERS

TAKE THE WARREN COUNTY-PUBLIC COMMUNITY NEEDS ASSESSMENT SURVEY



We want to hear from YOU!

The Warren County Chronic Disease Coalition is conducting a Public Community Needs Assessment Survey, and we need your valuable input. Your feedback will help us understand the needs of our community better and plan initiatives that truly address your concerns.

Please share this survey with your friends, family, and neighbors to ensure we capture the diverse perspectives of our community. Thank you for being a part of this important initiative!



Success Story: Hamilton County

Partnerships for Healthier Adolescents

Hamilton County Health Department (HCHD) partnered with Prevail, Inc. of Hamilton County to provide healthy relationships education to middle schoolers in Carmel Clay Schools. [Prevail, Inc.](#) is a local nonprofit organization that serves victims of crime and abuse.

Prevention Educator Baleigh Tolksdorf visited Carmel Clay middle schools to provide education about healthy relationships. During the second session of the curriculum, students applied healthy relationships language from the previous session and were able to identify unhealthy dating scenarios. Students also engaged in a discussion about their role in preventing teen dating violence.

By learning these important skills, adolescents may lower their risk for relationship abuse later in life. One student noted that the program "...really informed me about how to recognize unhealthy and abusive relationships". Another student said the program "...helped us understand the ways we can communicate better and ask for assistance in case we ever encounter an unhealthy relationship in the future".



Pledge to Act

- The Indiana Hospital Association (IHA) and Indiana Chamber of Commerce have committed to supporting public health efforts throughout Indiana, calling on healthcare systems and employers across the state to pledge their support for this initiative
- The pledge is a collaboration between healthcare organizations and businesses to help Hoosiers reach their optimal health and communities thrive
- So far more than 60+ hospitals and businesses have pledged to support public health in Indiana



School Liaison Program



Indiana
Department
of
Health

History of the School Liaison Program

- Established summer of 2021 through CDC grant funding to help schools with COVID-19 recovery
- Originally a two-year grant, ending June 30, 2023, it was extended to a third year to bridge funding from grant to HFI funding
- Relationship building post-pandemic response
- Original grant focused on a few key points required of schools
 - Immunization compliance and documentation
 - Compliance with vision and hearing screenings
 - Communicable disease response plans
- 68 counties participated in the 2023-2024 year of grant funding which ends June 30 of this year and additional counties have since onboarded with the advent of HFI funding
- 86 counties participated in year one of HFI funding with all 92 counties participating in year two

School Liaisons

- School liaisons have been key in strengthening relationships between schools and LHDs and act as a resource for all K-12 schools (public, charter, private/parochial schools)
- The role has evolved over the course of the grant and now the work is focused on not only supporting the initiatives previously mentioned, but also on things such as:
 - Expansion of recommended screening (dental) in schools
 - Educational programming such as tobacco and smoking cessation, safe sleep, communicable disease reporting, etc. encouraged
 - Providing resources, education and training, and connecting the dots for schools

School Liaison Best Practices

Some key areas of focus to date:

- Immunization compliance – supporting schools with vaccination clinics, CHIRP entry for students coming from other states or who are missing immunizations in CHIRP
- Support in-school required and recommended screening activities
- Wellness policy support for schools within their county along with support to the school nurses in the various schools
- Emergency preparedness – Stop the Bleed training and kits, CPR training, providing AED's and the necessary supplies, first aid / nurse clinic supplies and securing the 3 emergency medications available to schools for schools who express an interest and ensuring training for administration when nursing is not present
- Community partnerships – providing health and hygiene supplies, supporting food pantries and clothing drives


Core Service: School Health

- LHDs may hire a school health liaison, with schedule to be based on community need, whose focus is schools and serves as a local resource for all K-12 schools within the county and is a local resource for schools
- School liaisons work with schools to identify what is important/needed in the local school community and connect resources, education and programming to the schools
- School liaisons work with other program areas such as maternal child health to identify and promote healthy strategies for students and staff



SEA 4 core services related to school health

- Communicable disease prevention and control under IC 16-20-1 and IC 16-41
- Screening and case management for childhood lead exposure and poisoning under IC 16-41-39.4
- Access to childhood and adult immunizations, including immunizations required under IC 16-41-19
- Tobacco prevention and cessation, including education on vaping and smoking cessation for youth and pregnant women
- Partnering with schools and school nurses to support student health, including the following:
 - Evidence based education on nutrition and physical activity
 - Oral health screenings
 - Hearing screenings under IC 20-34-3-14
 - Lead screening and case management under IC 16-41-39.4
 - Vision screenings under IC 20-34-3-12
- Health promotion and education for preventing trauma and injury including:
 - Child safety care seats
 - Bicycle helmets for children
- Emergency preparedness including emergency medication procurement, CPR and Stop the Bleed training, providing supplies to schools, helping update, evaluate school preparedness plans
- Nutrition and Physical Activity – can work with you to do a wellness policy review or provide other evidence-based programs for use in your schools



Where We Are Headed



**Indiana
Department
of
Health**

Infant mortality rates (IMRs)

2013-Preliminary 2023



Examples of School Liaison and Maternal Child Health Partnerships

- Offer safe sitter classes over the summer or winter breaks to provide additional skills to teens
- Partner with your school health liaison to offer safe sleep classes in high schools when needed during the school year and during the summer as time allows
- Provide support/staff to join a Fatality Review team
- Host/be involved with a Community Action Team to plan for and implement interventions based on needs at your school
- Involve your school health liaison to provide and support school-based recommendations

Examples of Other School Liaison Partnerships

- Providing lead testing at the LHD or making lead testing available for vulnerable populations
- Supporting schools with vaccination clinics, CHIRP entry for students coming from other states or who are missing immunizations in CHIRP
- Supporting school required and recommended screening activities; provision or referral of families for necessities – think of food pantries, clothing closets, provision of health & hygiene supplies
- Providing Stop the Bleed training and kits and CPR training and AEDs to schools
- Encourage schools to stock emergency meds (albuterol, epinephrine and naloxone) and ensure training for administration when nursing is not present
- Utilizing the school health liaison as a partner to work with local agencies to focus on school health topics and education

Your Support Team

- IDOH subject matter experts are available to support LHDs moving forward
- Lorrie Ramsey is the subject matter expert to support Indiana schools and local health departments
- We now have three Regional School Liaisons who support our LHD partners in providing education, developing programs and identifying resources to help LHD school liaisons support you
- We had a breakout session yesterday for the school liaisons and continue to provide support and education on a regular basis so they can better support schools

Meet the Regional School Liaisons



Northern Region
Ruthie Olson,
BSBA, ASN, RN
ruolson@health.in.gov



Central Region
Jessica Pinyerd,
BSN, RN
JPinyerd@health.in.gov



Southern Region
Natalie Werner,
MSW, LSW, LSSW
nwerner@health.in.gov

In Summary

- School liaisons work to support schools within their county/jurisdiction with both required and recommended screenings, immunizations support and training
- As the school liaison grant sunsets and Health First Indiana moves forward, additional opportunities to provide services in partnership with other agency divisions, local community partners and of course schools will be a focus for the school liaisons
- The overarching goal is to partner with schools and local/state resources to provide services, develop education and increase access and programming that is meaningful to the students, families and school staff within their community

Thank You!

Pam Pontones

ppontones@health.in.gov

317-233-7861

Lorrie Ramsey

lorrie.ramsey@health.in.gov

317-233-7588

The health of the people is really the foundation upon which all their happiness and all their powers as a state depend. ~Benjamin Disraeli

*Indiana Department of Health
Promoting, protecting, and improving the health of Hoosiers since 1881*

